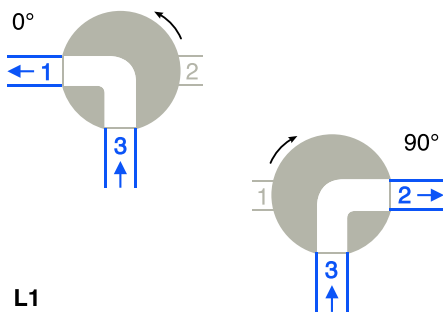


Operating modes for 3-way ball valves MF-3V

Our 3-way ball valves are supplied in a standard operating mode according to anti-clockwise movement (rotation 90°)

Operating mode, 3-way ball drilled: L Shape



L1

Mode L1:

Distribution to 2 downstream circuits
1 Inlet; 2 Outlets

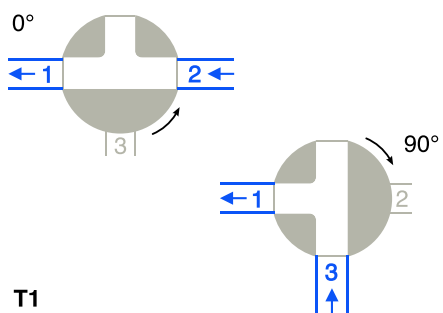
Start at 0°

Inlet: Channel N° 3
Outlet: Channel N° 1

End at 90°

Inlet: Channel N° 3
Outlet: Channel N° 2

Operating mode, 3-way ball drilled: T Shape



T1

Mode T1:

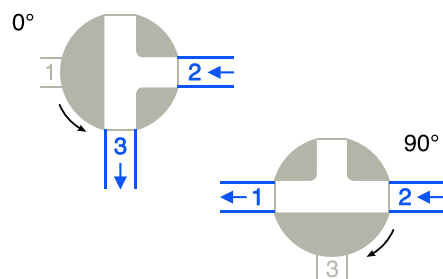
Mixing
2 Inlets; 1 Outlet

Start at 0°

Inlet: Channel N° 2
Outlet: Channel N° 1

End at 90°

Inlet: Channel N° 3
Outlet: Channel N° 1



T2

Mode T2:

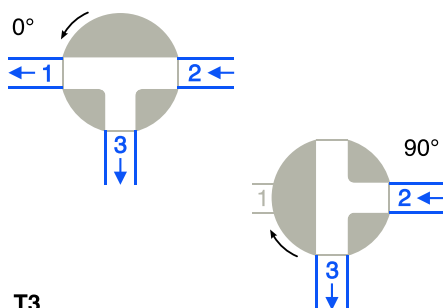
Distribution
1 Inlet; 2 Outlets

Start at 0°

Inlet: Channel N° 2
Outlet: Channel N° 3

End at 90°

Inlet: Channel N° 2
Outlet: Channel N° 1



T3

Mode T3:

Distribution; Direct flow
Start 0°: 1 Inlet; 2 Outlets
End 90°: 1 Inlet; 1 Outlet

Start at 0°

Inlet: Channel N° 2
Outlets: Channel N° 1 & 3

End at 90°

Inlet: Channel N° 2
Outlet: Channel N° 3

BAMO INTERNATIONAL

22, Rue de la Voie des Bans · Z.I. de la gare · 95100 ARGENTEUIL

Tel +33 (0)1 30 25 83 20 Web www.bamo.eu

Fax +33 (0)1 34 10 16 05 E-mail export@bamo.fr

Operating modes for 3-way
ball valves
MF-3V

26-06-2018

D-913.20-EN-AA

PLAS

913-20/1